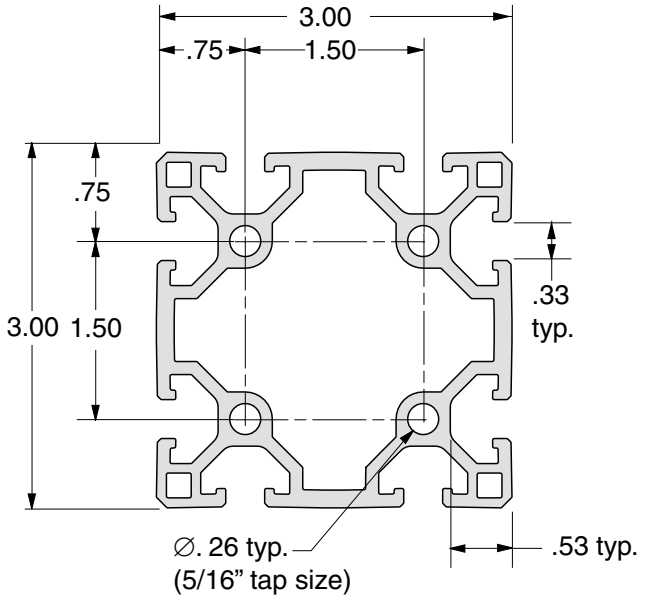


3" x 3" Light Extrusion



EX-37

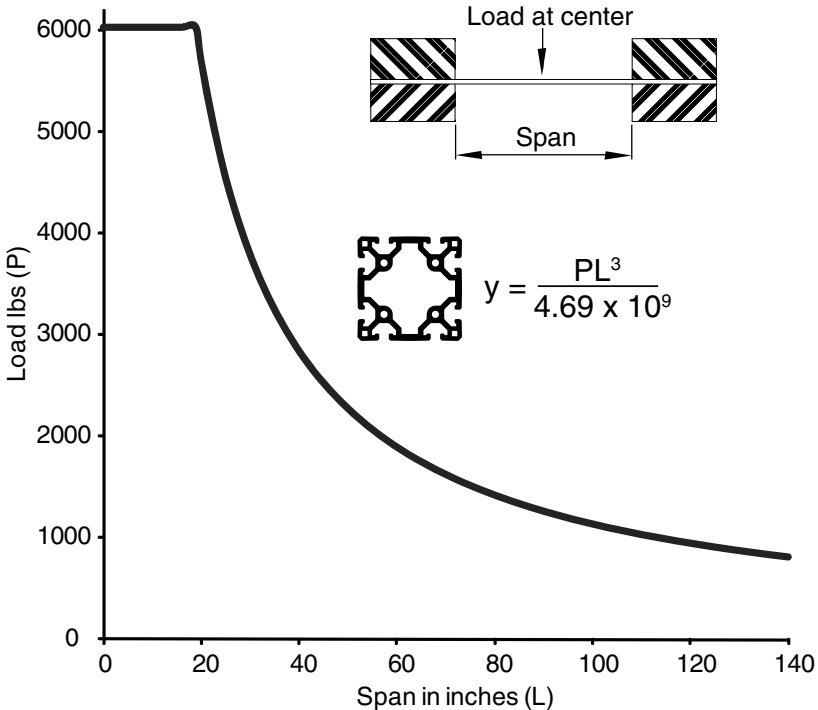
- 5/16" Slot Size
- Weight/Ft = 2.81 lbs.
- Est. Area = 2.35 Sq. In.
- Finish = Clear Anodized
- Material = 6105-T5 Aluminum
- 96", 192.63" Standard Lengths



Section Properties:

Moment of Inertia in ⁴	2.44
Section modulus in ³	1.63


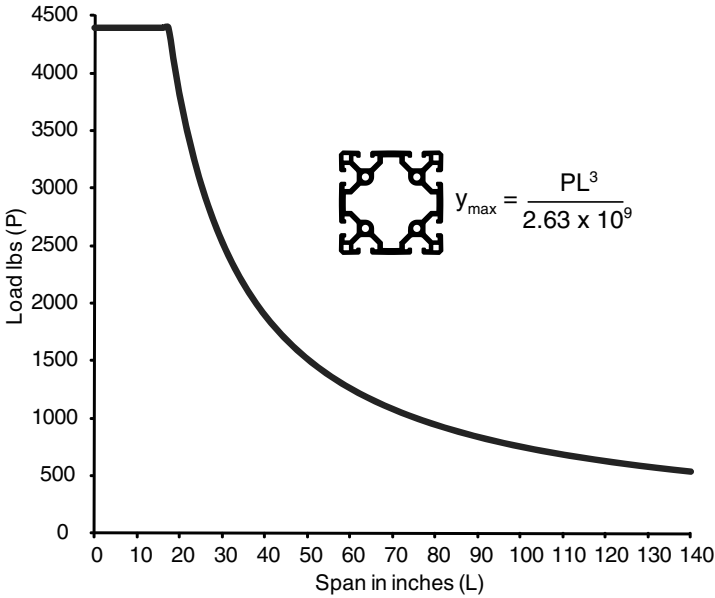
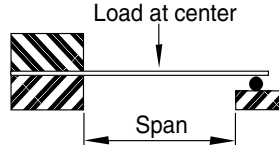
Load condition:
 Fixed at both ends, load at center
 Deflection = y (inches)



TECHNICAL


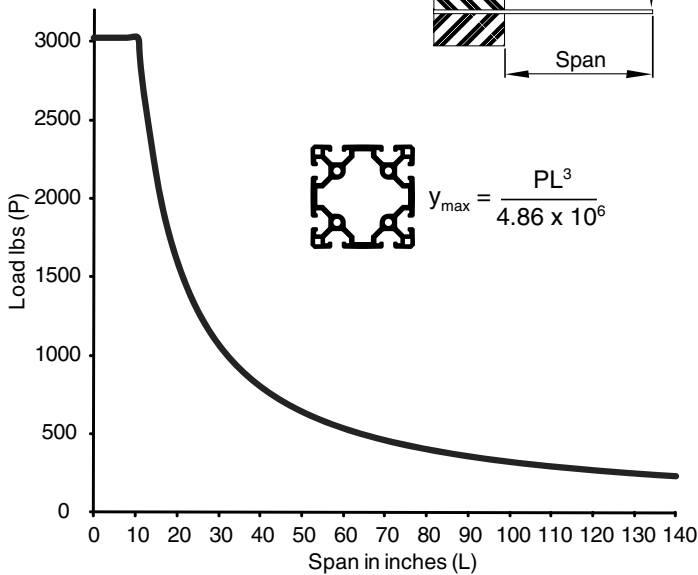
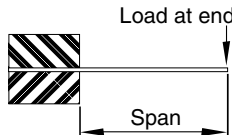
EX-37

Load condition:
Fixed at one end, sliding at one end,
load at center
Deflection = Y (inches)



$$y_{\max} = \frac{PL^3}{2.63 \times 10^9}$$

Load condition:
Fixed at one end,
load at unsupported end
Deflection = Y (inches)



$$y_{\max} = \frac{PL^3}{4.86 \times 10^6}$$